

Instructions for Using Deep Tactics with Windows Vista

24 April 2007

Most programs cannot run on windows today because of a security feature which we will show you how to turn off. You will find that almost all video games (and many other programs) that did not run on Vista but work on XP will then run properly.

First, you must be in the administrator mode to make changes to your computer operations

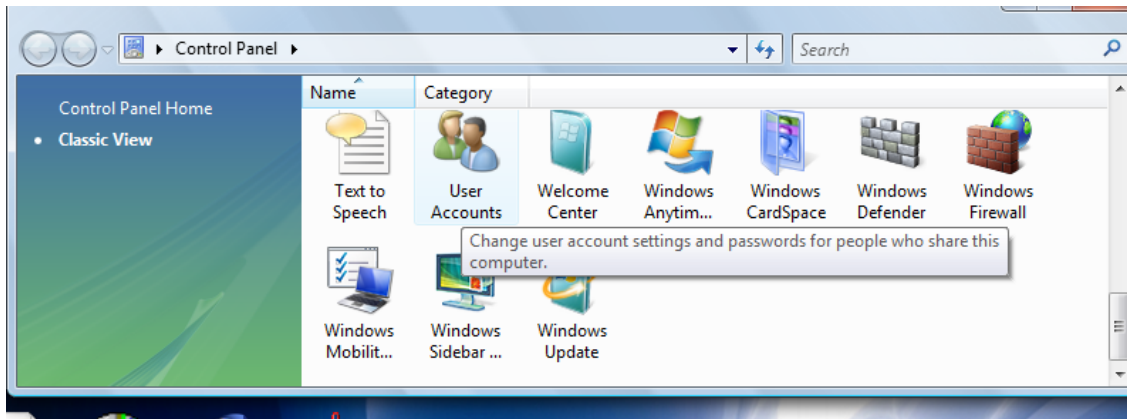
1. Install Deep Tactics following the normal XP install instructions.
2. Left Click on the start icon at the bottom left as seen here.



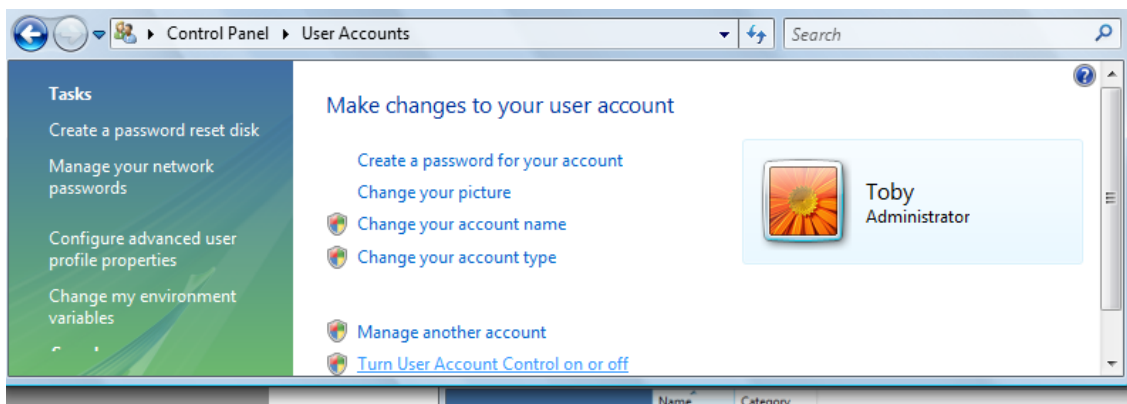
3. The programs menu screen comes up. Left click on control panel



4. The control panel screen appears. Scroll down and double left click on the “User Accounts” button.

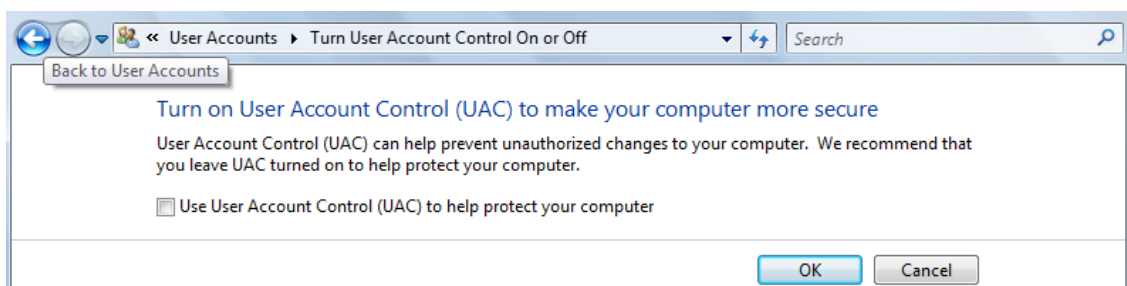


5. Select the line Turn User Account Control On or Off



6. A box will ask you if you want to continue. Select Yes.

7. Uncheck the Use User Account Control (UAC) and click OK



8. You must now re-boot the computer and Deep Tactics will then run normally. It is recommended that you turn this back on when on the internet & reading e-mail (opening attachments) as this feature does stop certain classes of viruses & invasions.